

PRODUCT:DSE810

PC Software Configuration Interface

DEEP SEA ELECTRONICS



Issue 2
VH 06/06/01

DESCRIPTION

The **810 PC Software Configuration Interface** is designed for use with the DSE5xx, DSE5xxx, DSE4200 and DSE710/720 range of modules. It is intended to be used in conjunction with the **DSE P810 For MS-Windows™** configuration software. The interface enables the user to access the configuration stored within the module to allow changes to be made to the various settings.

The **interface kit** comprises of:

- ▶ Interface module
- ▶ 25 way to 9 way RS232 adapter cable
- ▶ Interconnecting FCC 68-8way cable which connects to the appropriate connector on the module.
- ▶ Software diskettes (or a CD) containing the P810 for Windows PC software and various module configuration files to aid rapid module configuration.


Also included on the disk is a MS Word™ template, this can be used to make labels for the configurable LED's on the module to identify their function. A slot is provided behind the clear window in the label for this, accessed by removing the front bezel.

The software will offer the user the following options:

- ▶ **LOAD** previous configurations from disk.
- ▶ **SAVE** new configurations to disk.
- ▶ **READ** the existing configuration from the module.
- ▶ **WRITE** a new configuration to the module.
- ▶ **EDIT** the configuration currently loaded in the PC.
- ▶ **PRINT** the configuration currently loaded in the PC.
- ▶ View the '**SCADA**' display from the module.
- ▶ **SET-UP** the software such as COM port selection.
- ▶ **QUIT** back to Ms-Windows™.
- ▶ Set-up the Optional **Remote Telemetry & Control** functions ☎

The main use of the software is to **EDIT** the modules' configuration to allow for use with a particular application. Values such as analogue trip and alarm levels, timers, input function selection, relay output functions etc. can all be adjusted on the PC screen and then 'WRITTEN' to the module.

For further details on using the software, please refer to the P810 for Windows Software manual.



NOTE: The 810 module incorporates opto-isolation devices within its construction. This ensures trouble free connection to earthed desk-top type PC's and laptops alike in module configuration and generator testing environments. This allows it to be used at distances up to 100 metres away from the controller.

NOTE: For full details of the configuration options available please refer to the P810 for Windows Software manual.

☎ = Telemetry and Control Available only to users of the optional Communications Software.

SPECIFICATION

DC SUPPLY :

The 810 interface is powered from the module to which it is connected so no external power supply is required to the interface. The module however will need to be connected to a suitable DC supply.

DIMENSIONS :

57mmx100mmx22mm

OPERATING TEMPERATURE RANGE :

- 15 to +55°C

INDICATIONS :



'Heart-beat' on SCADA pages indicating Comms-link healthy.

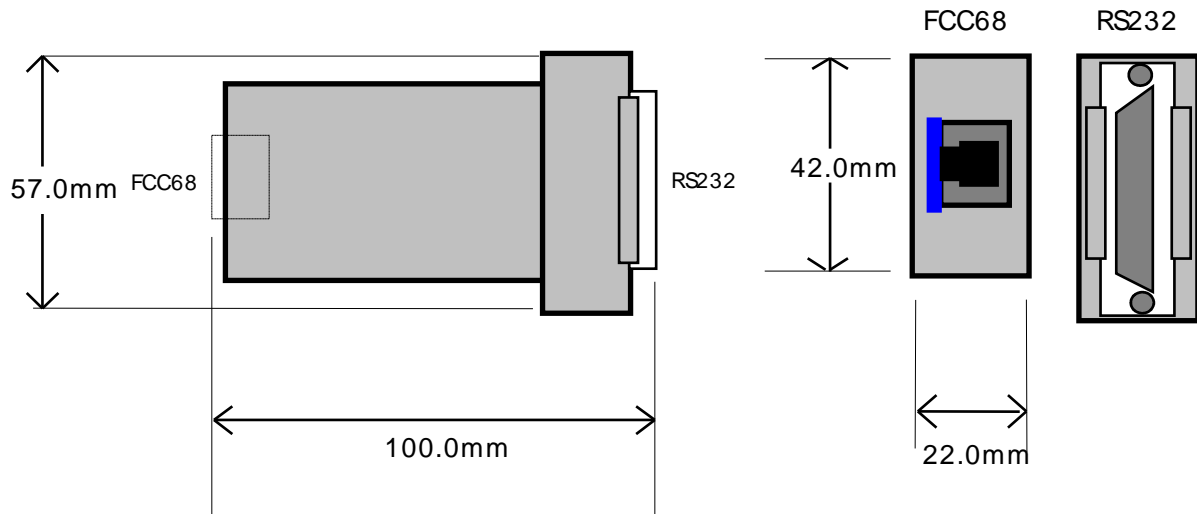
PC REQUIREMENTS :

486 or better Processor
Running MS-Windows 95™ or Later (NT4.0 or Later)
Minimum 16Mb memory
Minimum 10Mb free hard disk space
640x480 Resolution VGA screen

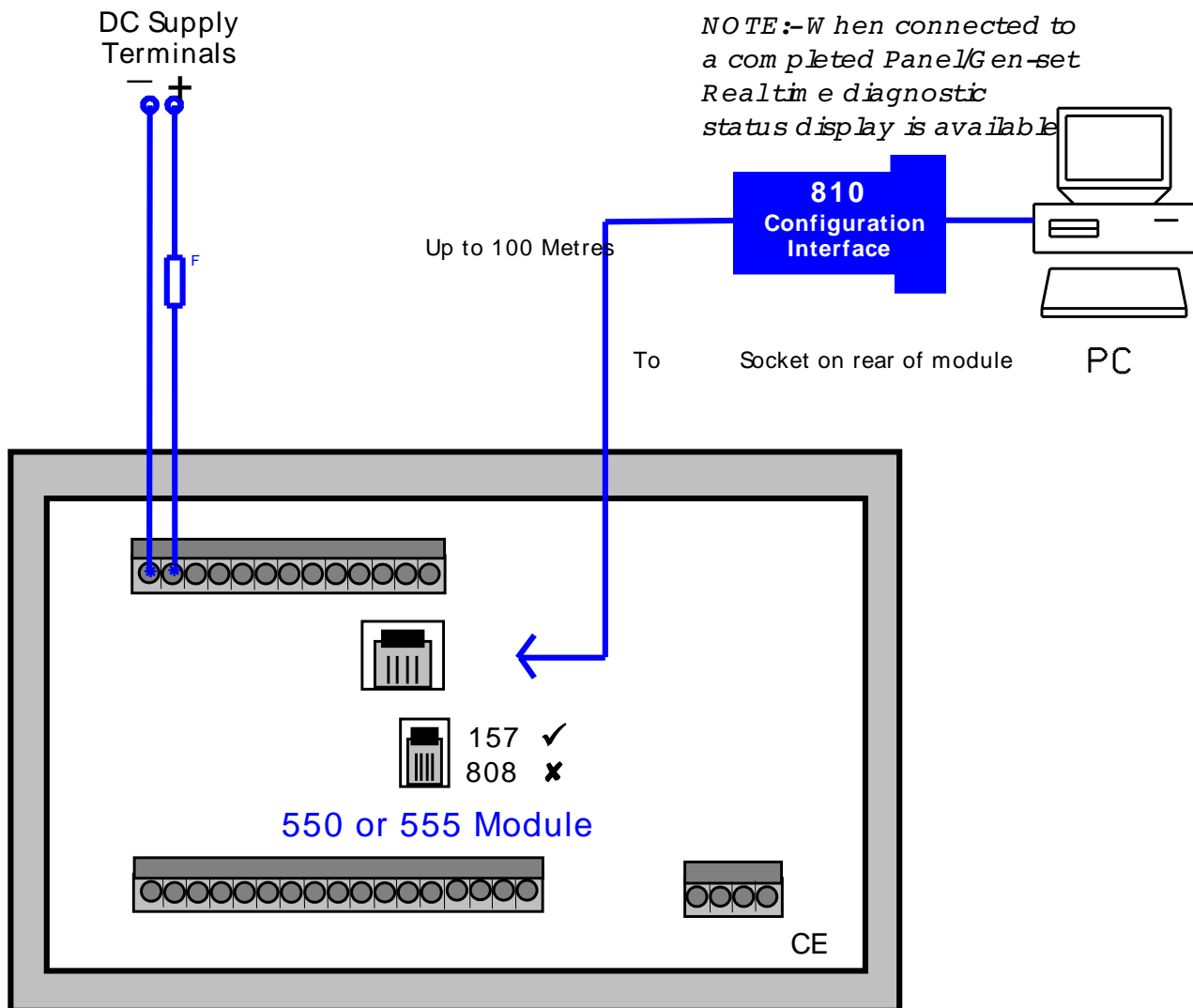
CONNECTION :

The interface should be connected to the appropriate PC COM port on your computer system and the FCC68-8way cable inserted into the socket on the rear of the module to be configured. The module being configured will require a suitable DC power supply connected to it.

CASE DIMENSIONS



TYPICAL CONNECTIONS



Deep Sea Electronics Plc.
 Tel:+44 (0)1723 890099
 Fax: +44 (0)1723 893303
 LO CALL (from UK BT landlines) :
 Telephone 0845 260 8933
 Email: support@deepseapl.com
 Web: www.deepseapl.com

Deep Sea Electronics inc.
 Phone: +1 (815) 316- 8706
 Fax: +1 (815) 316- 8708
 TOLL FREE (USA only) : Tel: 1
 866 636 9703
 Email:
 dsesales@deepseausa.com
 Web: www.deepseausa.com

Deep Sea Electronics Plc.
(Far East)
 Tel:+66 2 670 6228
 Fax: +66 2 678 3028
 Email: support@deepseapl.com
 Web: www.deepseapl.com